

GaleShield CABLE MOUNT Screens

Side Walls

with Round Pipe Columns

Side Wall Screen Panel Dimensions

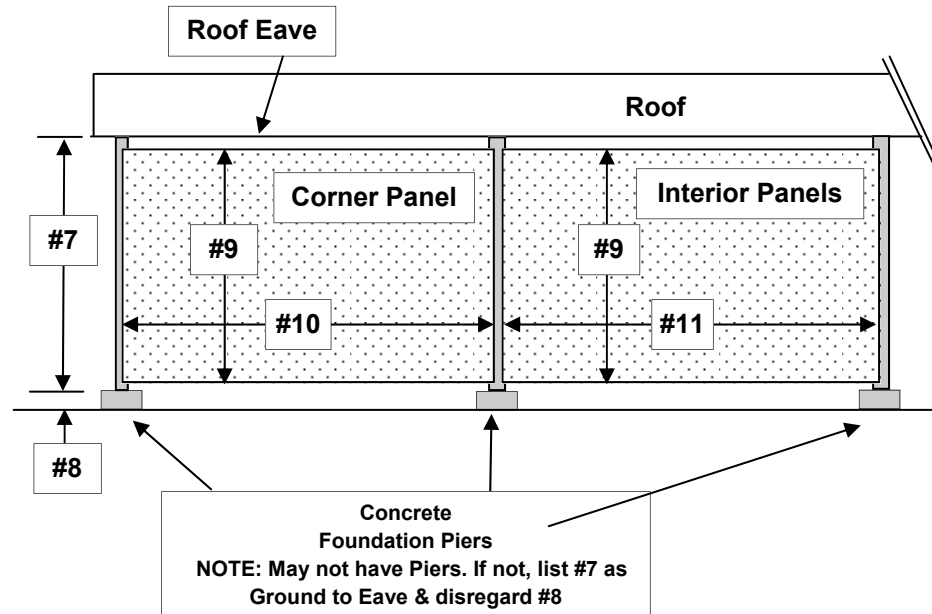
Width: #10 & #11 - Are determined by deducting 3" from the Column Spacing (#3 & #6 below)
The Screen Panels have a 3" gap at each column

Bay Open Height: #7 _____

Concrete Pier Height: #8 _____

Screen Height: #9 _____

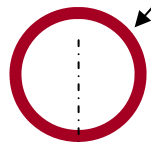
Screen Width: #10 _____
#11 _____



Screen panel installed at a CORNER BAY:

Are the Corner Column dimensions different than the other columns? If so, list those here

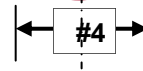
#2 - Wall Thickness



Corner Columns


#1 _____
#2 _____
#3 _____

#5 - Wall Thickness



Interior Columns

#4 _____
#5 _____
#6 _____



Side Wall Bays - #6

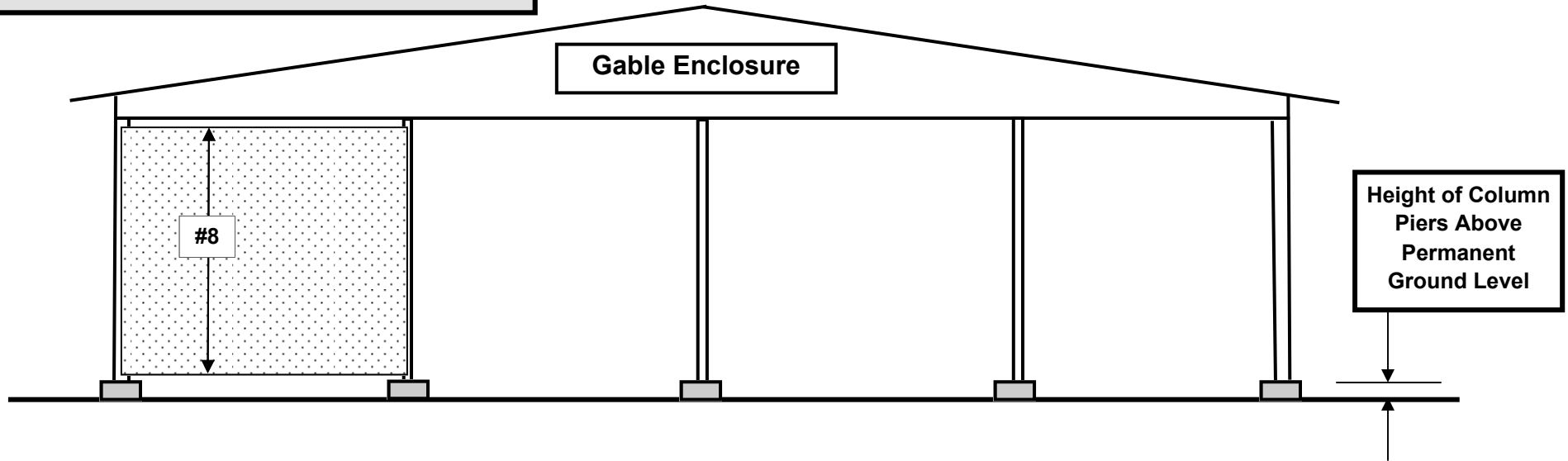
Corner Bays- #3

SIDE WALLS

GaleShield CABLE MOUNT Screens End Walls with Round Pipe Columns

End Wall Dimensions

End wall construction configuration varies widely. Therefore, if different than shown please draw in the columns positions & provide Column dimensions and spacing below.



END WALLS

End Wall Screen Panel Dimensions

If the HEIGHT of the END WALL panels are NOT THE SAME as the SIDE WALL panels list that END WALL panel HEIGHT here.

#8 Height: _____

Dimensions

- #8 _____
- #9 _____
- #10 _____
- #11 _____
- #12 _____
- #13 _____
- #14 _____

Structure Interior

#12 - Wall Thickness

Interior Columns

Corner Column

#9 - Wall Thickness

#10

#13

Corner Bay- #11

End Wall Interior Bays - #14